

# Edison High

Comprehensive Academic Report

Stockton Unified School District

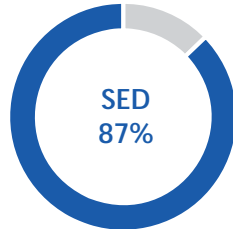
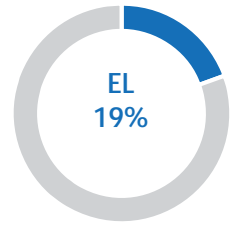
July 2018

## Demographics

2017-2018

Enrollment **2143**

Race/Ethnicity	
American Indian	3%
African American	11%
Asian	7%
Filipino	10%
Hispanic	66%
Pacific Islander	1%
White	2%
Two or More	1%
Not Reported	0%

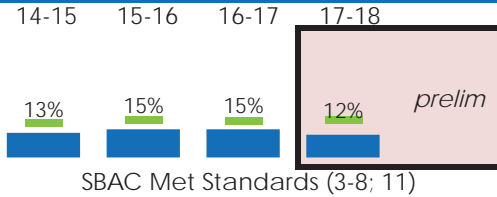


**Legend** \*\* Embargoed --- No Data \* Data Suppressed  
 Preliminary School District State  
 N, % = School

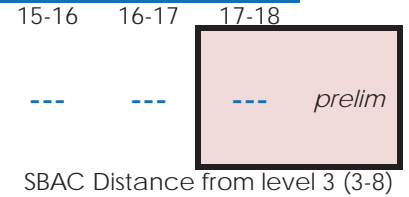
## Student Learning

### Mathematics

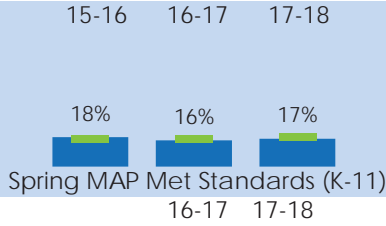
**SBAC Met Standards**



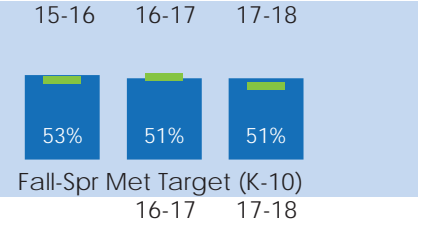
**SBAC DF3**




**MAP Growth Met Standards**



**MAP Growth Met Target**



**PSAT 8/9 Benchmark**

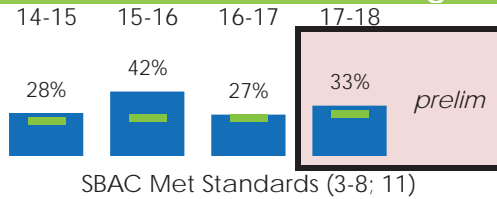


**PSAT NMSQT Benchmark**

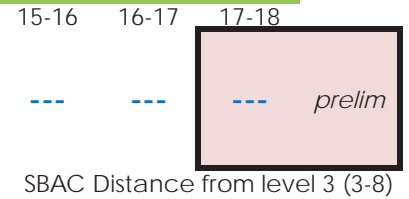


### English Language Arts

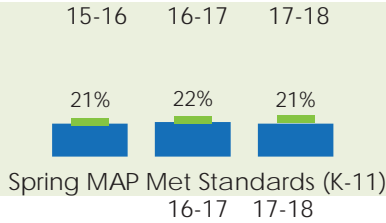
**SBAC Met Standards**



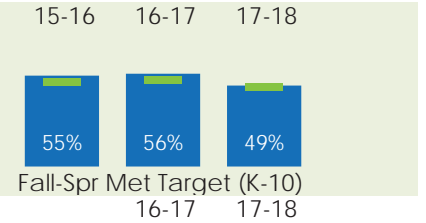
**SBAC DF3**




**MAP Growth Met Standards**



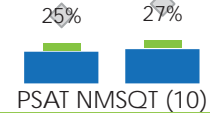
**MAP Growth Met Target**



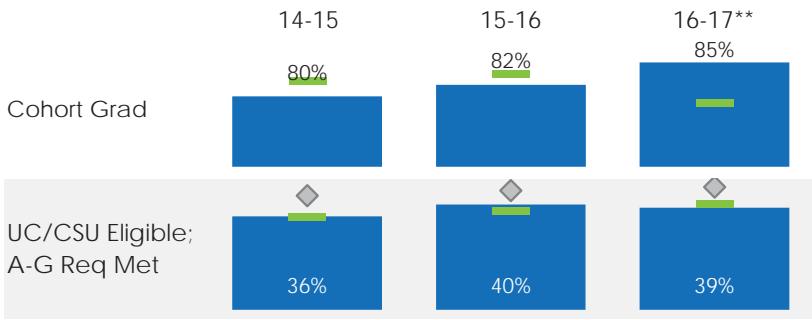
**PSAT 8/9**



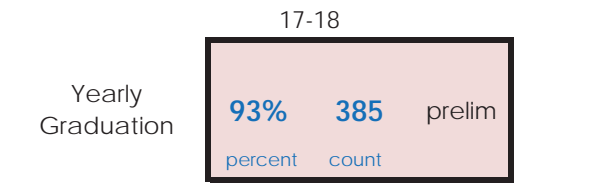
**PSAT NMSQT**



## Cohort Graduation



## Yearly Graduation



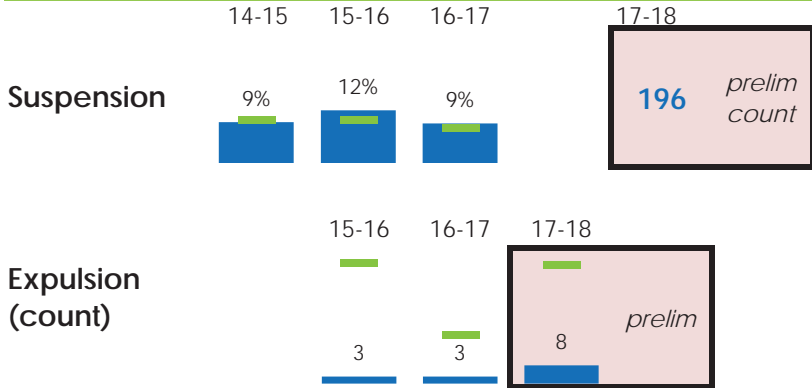
## Advanced Placement

	Course Complete		Exams Taken		Exams Passed	
	School	SUSD	School	SUSD	School	SUSD
16-17	92%	94%	81%	84%	11%	19%
17-18	93%	94%	85%	85%	14%	16%

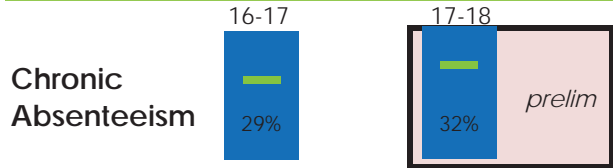
## Earned Credits (Graduates)

	Edison High	Stockton USD
15-16	270	263
16-17	253	261
17-18	251	259

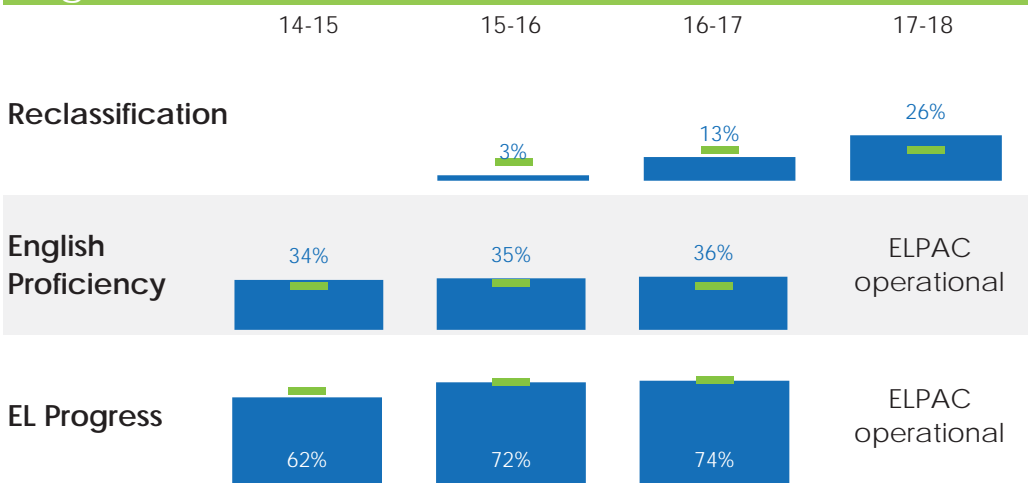
## Discipline



## Attendance



## English Learners



**Legend** \*\* Embargoed --- No Data \* Data Suppressed

Preliminary School District State

N, % = School